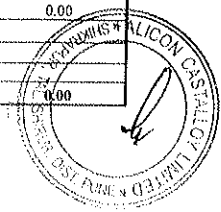


Introductory sub-table (I)(a)		Pre Demerger Shareholding	
Name of the Company: ALICON CASTALLOY LIMITED			
Scrip Code- 531147, Name of the scrip- ALICON, class of security: EQUITY			
Quarter ended: DECEMBER-2014			
Partly paid-up shares:-	No. of partly paid-up shares	As a % of total no. of partly paid-up shares	As a % of total no. of shares of the company
Held by promoter/promoter group		0	0
Held by public		0	0
Total - D	0	0	0
Outstanding convertible securities:-	No. of outstanding securities	As a % of total no. of outstanding convertible securities	As a % of total no. of shares of the company, assuming full conversion of the convertible securities
Held by promoter/promoter group		0	0
Held by public		0	0
Total - E	0	0	0
Warrants:-	No. of warrants	As a % of total no. of warrants	As a % of total no. of shares of the company, assuming full conversion of warrants
Held by promoter/promoter group		0	0
Held by public		0	0
Total - F	0	0	0
Total paid-up capital of the company, assuming full conversion of warrants and convertible securities	11000000		



Statement Showing Shareholding Pattern (Pre Demerger)								
Category code	Category of Shareholder	Number of Shareholders	Table (I)(a)		Total shareholding as a percentage of total number of shares		Shares Pledged or otherwise encumbered	
			Total number of shares	Number of shares held in dematerialized form	As a percentage of (A+B) ¹	As a percentage of (A+B+C)	Number of shares	As a percentage
(I)	(II)	(III)	(IV)	(V)	(VI)	(VII)	(VIII)	(IX) = (VIII)/(IV)*100
(A)	Shareholding of Promoter and Promoter Group ²							
1	Indian							
(a)	Individuals/ Hindu Undivided Family	5	834471	834471	7.59	7.59		0.00
(b)	Central Government/ State Government(s)				0.00	0.00		0.00
(c)	Bodies Corporate	5	6610720	6610720	60.10	60.10		0.00
(d)	Financial Institutions/ Banks				0.00	0.00		0.00
(e)	Any Others(Specify)							
(e-i)					0.00	0.00		0.00
(e-ii)					0.00	0.00		0.00
	Sub Total(A)(1)	10	7445191	7445191	67.68	67.68	0	0.00
2	Foreign							
a	Individuals (Non-Residents Individuals/ Foreign Individuals)				0.00	0.00		0.00
b	Bodies Corporate				0.00	0.00		0.00
c	Institutions				0.00	0.00		0.00
d	Qualified Foreign Investor				0.00	0.00		0.00
e	Any Others(Specify)							
(e-i)					0.00	0.00		0.00
(e-ii)					0.00	0.00		0.00
	Sub Total(A)(2)	0	0	0	0.00	0.00	0	0.00
	Total Shareholding of Promoter and Promoter Group (A)= (A)(1)+(A)(2)	10	7445191	7445191	67.68	67.68	0	0.00
(B)	Public shareholding							
1	Institutions							
(a)	Mutual Funds/ UTI		0	0	0.00	0.00		
(b)	Financial Institutions / Banks				0.00	0.00		
(c)	Central Government/ State Government(s)				0.00	0.00		
(d)	Venture Capital Funds				0.00	0.00		
(e)	Insurance Companies				0.00	0.00		
(f)	Foreign Institutional Investors				0.00	0.00		
(g)	Foreign Venture Capital Investors				0.00	0.00		
(h)	Qualified Foreign Investor				0.00	0.00		
(i)	Any Other (specify)							
(i-i)					0.00	0.00		
	Sub-Total (B)(1)	0	0	0	0.00	0.00		
B 2	Non-institutions							
(a)	Bodies Corporate	138	245859	244659	2.24	2.24		
(b)	Individuals				0.00	0.00		
I	Individuals -i. individual shareholders holding nominal share capital up to Rs 1 lakh	3432	1584246	1445584	14.40	14.40		
II	ii. Individual shareholders holding nominal share capital in excess of Rs. 1 lakh.	11	448484	448484	4.08	4.08		
(c)	Qualified Foreign Investor				0.00	0.00		
(d)	Any Other (specify)							
(d-i)	Clearing Members	71	73051	73051	0.66	0.66		
(d-ii)	NRI / OCBs	77	102969	102969	0.94	0.94		
(d-iii)	Directors & Relatives	1	200	200	0.00	0.00		
(d-iv)	Foreign Collaborators	1	1100000	1100000	10.00	10.00		
(d-v)								
	Sub-Total (B)(2)	3731	3554809	3414947	32.32	32.32		
(B)	Total Public Shareholding (B)= (B)(1)+(B)(2)	3731	3554809	3414947	32.32	32.32		
	TOTAL (A)+(B)	3741	11000000	10860138	100.00	100.00		
(C)	Shares held by Custodians and against which Depository Receipts have been issued							
1	Promoter and Promoter Group					0.00		0.00
2	Public					0.00		0.00
	Sub-Total (C)	0	0	0		0.00	0	0.00
	GRAND TOTAL (A)+(B)+(C)	3741	11000000	10860138	100.00	100.00	0	0.00



Sr.No	Notes
1	N. A.
2	
3	
4	
5	
6	
7	
8	
9	




(1)(b) Statement showing holding of securities (including shares, warrants, convertible securities) of persons belonging to the category "Promoter and Promoter Group"											
Sr. No.	Name of the shareholder	Details of Shares held		Encumbered shares (*)		Details of warrants		Details of convertible securities		Total shares (including underlying shares assuming full conversion of warrants and convertible securities) as a % of diluted share capital	
		Number of shares held	As a % of grand total (A)+(B)+(C)	No.	As a percentage (V)+(VI)/(III)*100	As a % of grand total (A)+(B)+(C) of sub-clause (I)(a)	Number of warrants held	As a % total number of warrants of the same class	Number of convertible securities held		As a % total number of convertible securities of the same class
(i)	(ii)	(iii)	(iv)	(v)	(vi)	(vii)	(viii)	(ix)	(x)	(xi)	(xii)
1	Ahas Castalloy Ltd	99820	0.91	0.00	0.00	0.00	0	0	0	0	0.91
2	Meenal Gidvani	20	0.00	0.00	0.00	0.00	0	0	0	0	0.00
3	Nastic Trading LLP	5970000	54.27	0.00	0.00	0.00	0	0	0	0	54.27
4	Pameela Rai	20	0.00	0.00	0.00	0.00	0	0	0	0	0.00
5	Pamela Trading LLP	285000	2.60	0.00	0.00	0.00	0	0	0	0	2.60
6	Shailendra Rai	834311	7.58	0.00	0.00	0.00	0	0	0	0	7.58
7	Skyblue Trading & Investments Pvt Ltd.	254880	2.32	0.00	0.00	0.00	0	0	0	0	2.32
8	U. C. Rai Holdings Pvt.Ltd.	20	0.00	0.00	0.00	0.00	0	0	0	0	0.00
9	Usha Rai	100	0.00	0.00	0.00	0.00	0	0	0	0	0.00
10	Vinita Chandra	20	0.00	0.00	0.00	0.00	0	0	0	0	0.00
	TOTAL	7445191	67.68	0	0.00	0.00	0	0	0	0	67.68

(*) The term "encumbrance" has the same meaning as assigned to it in regulation 28(3) of the SAST Regulations, 2011




(f)(c)(i) Statement showing holding of securities (including shares, warrants, convertible securities) of persons belonging to the category "Public" and holding more than 1% of the total number of shares								
Sr. No.	Name of the shareholder	Number of shares held	Shares as a percentage of total number of shares {i.e., Grand Total (A)+(B)+(C) indicated in Statement at para (1)(a) above}	Details of warrants		Details of convertible securities		Total shares (including underlying shares assuming full conversion of warrants and convertible securities) as a % of diluted share capital
				Number of warrants held	As a % total number of warrants of the same class	Number of convertible securities held	% w.r.t total number of convertible securities of the same class	
1	Enket Corporation	1100000	10.00	0	0	0	0	10.00
2			0.00	0	0	0	0	0.00
3			0.00	0	0	0	0	0.00
4			0.00	0	0	0	0	0.00
5			0.00	0	0	0	0	0.00
6			0.00	0	0	0	0	0.00
7			0.00	0	0	0	0	0.00
8			0.00	0	0	0	0	0.00
TOTAL		1100000	10.00	0	0	0	0	10.00





(D)(d) Statement showing details of locked-in shares				
Sr. No.	Name of the shareholder	Number of locked-in shares	Locked-in shares as a percentage of total number of shares {i.e., Grand Total (A)+(B)+(C) indicated in Statement at para (D)(a) above}	Promoter/Promoter Group/Public
1	N.A.		0.00	
2			0.00	
3			0.00	
4			0.00	
5			0.00	
6			0.00	
7			0.00	
8			0.00	
9			0.00	
TOTAL		0	0.00	

(1D)(a) Statement showing details of Depository Receipts (DRs)			
Sr. No.	Type of outstanding DR (ADRs, GDRs, SDRs, etc.)	Number of outstanding DRs	Number of shares underlying outstanding DRs
			Shares underlying outstanding DRs as a percentage of total number of shares {i.e., Grand Total (A)+(B)+(C) indicated in Statement at para (D)(a) above}
1			0.00
2			0.00
3			0.00
4			0.00
5			0.00
6			0.00
7			0.00
8			0.00
9			0.00
TOTAL			0
			0.00




(II)(b) Statement showing holding of Depository Receipts (DRs), where underlying shares held by "promoter/promoter group" are in excess of 1% of the total number of shares				
Sr. No.	Name of the DR Holder	Type of outstanding DR (ADRs, GDRs, SDRs, etc.)	Number of shares underlying outstanding DRs	Shares underlying outstanding DRs as a percentage of total number of shares (i.e., Grand Total (A)+(B)+(C) indicated in Statement at para (I)(a) above)
1				0.00
2				0.00
3				0.00
4				0.00
5				0.00
6				0.00
7				0.00
8				0.00
9				0.00
TOTAL			0	0.00



Introductory sub-table (I)(a)		Post Demerger Shareholding	
Name of the Company: ALICON CASTALLOY LIMITED			
Scrip Code- 531147, Name of the scrip- ALICON, class of security: EQUITY			
Quarter ended: DECEMBER-2014			
Partly paid-up shares:-	No. of partly paid-up shares	As a % of total no. of partly paid-up shares	As a % of total no. of shares of the company
Held by promoter/promoter group		0	0
Held by public		0	0
Total - D	0	0	0
Outstanding convertible securities:-	No. of outstanding securities	As a % of total no. of outstanding convertible securities	As a % of total no. of shares of the company, assuming full conversion of the convertible securities
Held by promoter/promoter group		0	0
Held by public		0	0
Total - E	0	0	0
Warrants:-	No. of warrants	As a % of total no. of warrants	As a % of total no. of shares of the company, assuming full conversion of warrants
Held by promoter/promoter group		0	0
Held by public		0	0
Total - F	0	0	0
Total paid-up capital of the company, assuming full conversion of warrants and convertible securities	12256222		



Statement Showing Shareholding Pattern (Post Demerger)								
Category code	Category of Shareholder	Number of Shareholders	Table (I)(a)		Total shareholding as a percentage of total number of shares		Shares Pledged or otherwise encumbered	
			Total number of shares	Number of shares held in dematerialized form	As a percentage of (A+B) ¹	As a percentage of (A+B+C)	Number of shares	As a percentage
			(IV)	(V)	(VI)	(VII)	(VIII)	(IX) = (VIII)/(IV)*100
(A)	Shareholding of Promoter and Promoter Group ²							
1	Indian							
(a)	Individuals/ Hindu Undivided Family	10	1027442	1027442	8.38	8.38		0.00
(b)	Central Government/ State Government(s)				0.00	0.00		0.00
(c)	Bodies Corporate	6	7673971	7673971	62.61	62.61		0.00
(d)	Financial Institutions/ Banks				0.00	0.00		0.00
(e)	Any Others(Specify)							
(e-i)					0.00	0.00		0.00
(e-ii)					0.00	0.00		0.00
	Sub Total(A)(1)	16	8701413	8701413	71.00	71.00	0	0.00
2	Foreign							
a	Individuals (Non-Residents Individuals/ Foreign Individuals)				0.00	0.00		0.00
b	Bodies Corporate				0.00	0.00		0.00
c	Institutions				0.00	0.00		0.00
d	Qualified Foreign Investor				0.00	0.00		0.00
e	Any Others(Specify)							
(e-i)					0.00	0.00		0.00
(e-ii)					0.00	0.00		0.00
	Sub Total(A)(2)	0	0	0	0.00	0.00	0	0.00
	Total Shareholding of Promoter and Promoter Group (A)= (A)(1)+(A)(2)	16	8701413	8701413	71.00	71.00	0	0.00
(B)	Public shareholding							
1	Institutions							
(a)	Mutual Funds/ UTI		0	0	0.00	0.00		
(b)	Financial Institutions / Banks				0.00	0.00		
(c)	Central Government/ State Government(s)				0.00	0.00		
(d)	Venture Capital Funds				0.00	0.00		
(e)	Insurance Companies				0.00	0.00		
(f)	Foreign Institutional Investors				0.00	0.00		
(g)	Foreign Venture Capital Investors				0.00	0.00		
(h)	Qualified Foreign Investor				0.00	0.00		
(i)	Any Other (specify)							
(i-i)					0.00	0.00		
	Sub-Total (B)(1)	0	0	0	0.00	0.00		
B 2	Non-institutions							
(a)	Bodies Corporate	138	245859	244659	2.01	2.01		
(b)	Individuals				0.00	0.00		
1	Individuals -i. Individual shareholders holding nominal share capital up to Rs 1 lakh	3432	1584246	1445584	12.93	12.93		
ii	Individual shareholders holding nominal share capital in excess of Rs. 1 lakh.	11	448484	448484	3.66	3.66		
(c)	Qualified Foreign Investor				0.00	0.00		
(d)	Any Other (specify)							
(d-i)	Clearing Members	71	73051	73051	0.60	0.60		
(d-ii)	NRI / OCBS	77	102969	102969	0.84	0.84		
(d-iii)	Directors & Relatives	1	200	200	0.00	0.00		
(d-iv)	Foreign Collaborators	1	1100000	1100000	8.98	8.98		
(d-v)								
	Sub-Total (B)(2)	3731	3554809	3414947	29.00	29.00		
(B)	Total Public Shareholding (B)= (B)(1)+(B)(2)	3731	3554809	3414947	29.00	29.00		
	TOTAL (A)+(B)	3747	12256222	12116360	100.00	100.00		
(C)	Shares held by Custodians and against which Depository Receipts have been issued							
1	Promoter and Promoter Group					0.00		0.00
2	Public					0.00		0.00
	Sub-Total (C)	0	0	0		0	0	0.00
	GRAND TOTAL (A)+(B)+(C)	3747	12256222	12116360	100.00	100.00	0	0.00




Sr.No	Notes
1	N. A.
2	
3	
4	
5	
6	
7	
8	
9	



(D)(b) Statement showing holding of Depository Receipts (DRs), where underlying shares held by "promoter/promoter group" are in excess of 1% of the total number of shares				
Sr. No.	Name of the DR Holder	Type of outstanding DR (ADRs, GDRs, SDRs, etc.)	Number of shares underlying outstanding DRs	Shares underlying outstanding DRs as a percentage of total number of shares {i.e., Grand Total (A)+(B)+(C) indicated in Statement at para (D)(a) above}
1				0.00
2				0.00
3				0.00
4				0.00
5				0.00
6				0.00
7				0.00
8				0.00
9				0.00
TOTAL				0 0.00



<u>Statement showing details of Depository Receipts (DRs)</u>				
(ID)(a)	Type of outstanding DR (ADRs, GDRs, SDRs, etc.)	Number of outstanding DRs	Number of shares underlying outstanding DRs	Shares underlying outstanding DRs as a percentage of total number of shares {i.e., Grand Total (A)+(B)+(C) indicated in Statement at para (D)(a) above}
1				0.00
2				0.00
3				0.00
4				0.00
5				0.00
6				0.00
7				0.00
8				0.00
9				0.00
TOTAL		0	0	0.00



<u>(D)(d) Statement showing details of locked-in shares</u>				
Sr. No.	Name of the shareholder	Number of locked-in shares	Locked-in shares as a percentage of total number of shares {i.e., Grand Total (A)+(B)+(C) indicated in Statement at para (D)(a) above}	Promoter/Promoter Group/Public
1	N.A.		0.00	
2			0.00	
3			0.00	
4			0.00	
5			0.00	
6			0.00	
7			0.00	
8			0.00	
9			0.00	
TOTAL			0	0.00



(1)(c)(i) Statement showing holding of securities (including shares, warrants, convertible securities) of persons belonging to the category "Public" and holding more than 1% of the total number of shares

Sr. No.	Name of the shareholder	Number of shares held	Shares as a percentage of total number of shares {i.e., Grand Total (A)+(B)+(C) indicated in Statement at para (1)(a) above}	Details of warrants			Details of convertible securities		Total shares (including underlying shares assuming full conversion of warrants and convertible securities) as a % of diluted share capital
				Number of warrants held	As a % total number of warrants of the same class	Number of convertible securities held	% w.r.t total number of convertible securities of the same class		
1	Enkei Corporation	1100000	8.98		0	0			8.98
2			0.00		0	0			0.00
3			0.00		0	0			0.00
4			0.00		0	0			0.00
5			0.00		0	0			0.00
6			0.00		0	0			0.00
7			0.00		0	0			0.00
8			0.00		0	0			0.00
TOTAL		1100000	8.98	0	0	0	0		8.98



(D) Statement showing holding of securities (including shares, warrants, convertible securities) of persons belonging to the category "Promoter and Promoter Group"

Sr. No.	Name of the shareholder	Details of Shares held		Encumbered shares (*)		Details of warrants		Details of convertible securities		Total shares (including underlying shares assuming conversion of warrants and convertible securities) as a % of diluted share capital	
		Number of shares held	As a % of grand total (A)+(B)+(C)	No.	As a percentage (V)/(VI)+(VII)*100	As a % of grand total (A)+(B)+(C) of sub-clause (I)(a)	Number of warrants held	As a % total number of warrants of the same class	Number of convertible securities held		As a % total number of convertible securities of the same class
(i)	(ii)	(iii)	(iv)	(v)	(vi)	(vii)	(viii)	(ix)	(x)	(xi)	(xii)
1	Atlas Castalloy Ltd	99820	0.81		0.00	0.00	0	0	0	0	0.81
2	Meenal Gidwani	20	0.00		0.00	0.00	0	0	0	0	0.00
3	Nastic Trading LLP	5970000	48.71		0.00	0.00	0	0	0	0	48.71
4	Pamela Rai	69934	0.57		0.00	0.00	0	0	0	0	0.57
5	Pamela Trading LLP	236000	2.33		0.00	0.00	0	0	0	0	2.33
6	Shailendra Rai	833384	7.01		0.00	0.00	0	0	0	0	7.01
7	Skyblue Trading & Investments Pvt Ltd.	234880	2.08		0.00	0.00	0	0	0	0	2.08
8	U. C. Rai Holdings Pvt.Ltd.	340998	2.78		0.00	0.00	0	0	0	0	2.78
9	Usha Rai	100	0.00		0.00	0.00	0	0	0	0	0.00
10	Vinita Chandra	20	0.00		0.00	0.00	0	0	0	0	0.00
11	Mr. Shailendrait Rai Jty Mrs. Pamela Rai	98615	0.80		0.00	0.00	0	0	0	0	0.80
12	Mithras Trading LLP	722273	5.89		0.00	0.00	0	0	0	0	5.89
13	Mr. Shailendrait Rai Jty Mrs. Usha Rai	133	0.00		0.00	0.00	0	0	0	0	0.00
14	Ms. Shefali S. Rai	12	0.00		0.00	0.00	0	0	0	0	0.00
15	Ms. Divya S. Rai	12	0.00		0.00	0.00	0	0	0	0	0.00
16	Mr. Ishaan S. Rai	12	0.00		0.00	0.00	0	0	0	0	0.00
	TOTAL	8701413	71.00	0	0.00	0.00	0	0	0	0	71.00

(*) The term "encumbrance" has the same meaning as assigned to it in regulation 28(3) of the SAST Regulations, 2011

