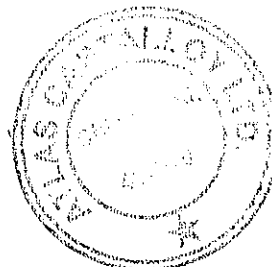



alicon group company

		Introductory sub-table (I)(a)	Pre Demerger Shareholding
Name of the Company: ATLAS CASTALLOY LIMITED			
Scrip Code- --, Name of the scrip- --, class of security: EQUITY			
Quarter ended: DECEMBER-2014			
Partly paid-up shares:-	No. of partly paid-up shares	As a % of total no. of partly paid-up shares	As a % of total no. of shares of the company
Held by promoter/promoter group		0	0
Held by public		0	0
Total - D	0	0	0
Outstanding convertible securities:-	No. of outstanding securities	As a % of total no. of outstanding convertible securities	As a % of total no. of shares of the company, assuming full conversion of the convertible securities
Held by promoter/promoter group		0	0
Held by public		0	0
Total - E	0	0	0
Warrants:-	No. of warrants	As a % of total no. of warrants	As a % of total no. of shares of the company, assuming full conversion of warrants
Held by promoter/promoter group		0	0
Held by public		0	0
Total - F	0	0	0
Total paid-up capital of the company, assuming full conversion of warrants and convertible securities	103820		




Statement Showing Shareholding Pattern (Pre Demerger)

Category code	Category of Shareholder	Number of Shareholders	Table (I)(a)		Total shareholding as a percentage of total number of shares		Shares Pledged or otherwise encumbered	
			Total number of shares	Number of shares held in dematerialized form	As a percentage of (A+B) ¹	As a percentage of (A+B+C)	Number of shares	As a percentage
			(IV)	(V)	(VI)	(VII)	(VIII)	(IX) = (VIII)/(IV)*100
(A)	Shareholding of Promoter and Promoter Group ²							
1	Indian							
(a)	Individuals/ Hindu Undivided Family	7	15948	15948	15.36	15.36		0.00
(b)	Central Government/ State Government(s)				0.00	0.00		0.00
(c)	Bodies Corporate	2	87872	87872	84.64	84.64		0.00
(d)	Financial Institutions/ Banks				0.00	0.00		0.00
(e)	Any Others(Specify)							
(e-i)					0.00	0.00		0.00
(e-ii)					0.00	0.00		0.00
	Sub Total(A)(1)	9	103820	103820	100.00	100.00	0	0.00
2	Foreign							
a	Individuals (Non-Residents Individuals/ Foreign Individuals)				0.00	0.00		0.00
b	Bodies Corporate				0.00	0.00		0.00
c	Institutions				0.00	0.00		0.00
d	Qualified Foreign Investor				0.00	0.00		0.00
e	Any Others(Specify)							
(e-i)					0.00	0.00		0.00
(e-ii)					0.00	0.00		0.00
	Sub Total(A)(2)	0	0	0	0.00	0.00	0	0.00
	Total Shareholding of Promoter and Promoter Group (A)= (A)(1)+(A)(2)	9	103820	103820	100.00	100.00	0	0.00
(B)	Public shareholding							
1	Institutions							
(a)	Mutual Funds/ UTI		0	0	0.00	0.00		
(b)	Financial Institutions / Banks				0.00	0.00		
(c)	Central Government/ State Government(s)				0.00	0.00		
(d)	Venture Capital Funds				0.00	0.00		
(e)	Insurance Companies				0.00	0.00		
(f)	Foreign Institutional Investors				0.00	0.00		
(g)	Foreign Venture Capital Investors				0.00	0.00		
(h)	Qualified Foreign Investor				0.00	0.00		
(i)	Any Other (specify)							
(i-i)					0.00	0.00		
	Sub-Total (B)(1)	0	0	0	0.00	0.00		
B 2	Non-institutions							
(a)	Bodies Corporate	0	0	0	0.00	0.00		
(b)	Individuals				0.00	0.00		
I	Individuals -i. Individual shareholders holding nominal share capital up to Rs 1 lakh	0	0	0	0.00	0.00		
II	ii. Individual shareholders holding nominal share capital in excess of Rs. 1 lakh.	0	0	0	0.00	0.00		
(c)	Qualified Foreign Investor				0.00	0.00		
(d)	Any Other (specify)							
(d-i)	Clearing Members	0	0	0	0.00	0.00		
(d-ii)	NRI / OCBs	0	0	0	0.00	0.00		
(d-iii)	Directors & Relatives	0	0	0	0.00	0.00		
(d-iv)	Foreign Collaborators	0	0	0	0.00	0.00		
(d-v)								
	Sub-Total (B)(2)	0	0	0	0.00	0.00		
(B)	Total Public Shareholding (B)= (B)(1)+(B)(2)	0	0	0	0.00	0.00		
	TOTAL (A)+(B)	9	103820	103820	100.00	100.00		
(C)	Shares held by Custodians and against which Depository Receipts have been issued							
1	Promoter and Promoter Group					0.00		0.00
2	Public					0.00		0.00
	Sub-Total (C)	0	0	0		0	0	
	GRAND TOTAL (A)+(B)+(C)	9	103820	103820	100.00	100.00	0	0.00




Sr.No	Notes
1	N. A.
2	
3	
4	
5	
6	
7	
8	
9	




(D) Statement showing holding of securities (including shares, warrants, convertible securities) of persons belonging to the category "Promoter and Promoter Group"												
Sr. No.	Name of the shareholder	Details of Shares held			Encumbered shares (*)			Details of warrants		Details of convertible securities		Total shares (including underlying shares assuming full conversion of warrants and convertible securities) as a % of diluted share capital
		Number of shares held	As a % of grand total (A)+(B)+(C)	No.	As a percentage (V)=(VI)/(VII)*100	As a % of grand total (A)+(B)+(C) of sub-clause (I)(a)	Number of warrants held	As a % total number of warrants of the same class	Number of convertible securities held	As a % total number of convertible securities of the same class		
(i)	(ii)	(iii)	(iv)	(v)	(vi)	(vii)	(viii)	(ix)	(x)	(xi)	(xii)	
1	Mr. Shailendraji Rai	2006	1.93		0.00	0.00		0	0	0	1.93	
2	Mr. Shailendraji Rai Jiy Mrs. Usha Rai	11	0.01		0.00	0.00		0	0	0	0.01	
3	U C Rai Holdings Pvt. Ltd.	28180	27.14		0.00	0.00		0	0	0	27.14	
4	Mr. Shailendraji Rai Jiy Mrs. Pamela Rai	8150	7.85		0.00	0.00		0	0	0	7.85	
5	Mrs. Pamela Rai	5778	5.57		0.00	0.00		0	0	0	5.57	
6	Mithras Trading LLP	59692	57.50		0.00	0.00		0	0	0	57.50	
7	Ms. Shefali S. Rai	1	0.00		0.00	0.00		0	0	0	0.00	
8	Ms. Divya S. Rai	1	0.00		0.00	0.00		0	0	0	0.00	
9	Mr. Ishant S. Rai	1	0.00		0.00	0.00		0	0	0	0.00	
	TOTAL	103820	100.00	0	0.00	0.00		0	0	0	100.00	

(*) The term "encumbrance" has the same meaning as assigned to it in regulation 28(3) of the SAST Regulations, 2011




(D)(c)(i) Statement showing holding of securities (including shares, warrants, convertible securities) of persons belonging to the category "Public" and holding more than 1% of the total number of shares

Sr. No.	Name of the shareholder	Number of shares held	Shares as a percentage of total number of shares {i.e., Grand Total (A)+(B)+(C) indicated in Statement at para (I)(a) above}	Details of warrants		Details of convertible securities		Total shares (including underlying shares assuming full conversion of warrants and convertible securities) as a % of diluted share capital
				Number of warrants held	As a % total number of warrants of the same class	Number of convertible securities held	% w.r.t total number of convertible securities of the same class	
1	Nil	0	0.00	0	0	0	0	0.00
2			0.00	0	0	0	0	0.00
3			0.00	0	0	0	0	0.00
4			0.00	0	0	0	0	0.00
5			0.00	0	0	0	0	0.00
6			0.00	0	0	0	0	0.00
7			0.00	0	0	0	0	0.00
8			0.00	0	0	0	0	0.00
TOTAL		0	0.00	0	0	0	0	0.00




(D)(c)(ii) Statement showing holding of securities (including shares, warrants, convertible securities) of persons (together with PAC) belonging to the category "Public" and holding more than 5% of the total number of shares of the company


Sr. No.	Name(s) of the shareholder(s) and the Persons Acting in Concert (PAC) with them	Number of shares	Shares as a percentage of total number of shares i.e., Grand Total (A)+(B)+(C) indicated in Statement at para (I)(a) above}	Details of warrants		Details of convertible securities		Total shares (including underlying shares assuming full conversion of warrants and convertible securities) as a % of diluted share capital
				Number of warrants	As a % total number of warrants of the same class	Number of convertible securities held	% w.r.t total number of convertible securities of the same class	
1	Nil	0	0.00	0	0	0	0	0.00
2			0.00	0	0	0	0	0.00
3			0.00	0	0	0	0	0
4			0.00	0	0	0	0	0
5			0.00	0	0	0	0	0
6			0.00	0	0	0	0	0
7			0.00	0	0	0	0	0
8			0.00	0	0	0	0	0
9			0.00	0	0	0	0	0
10			0.00	0	0	0	0	0
				0	0	0	0	
				0	0	0	0	
				0	0	0	0	
TOTAL		0	0.00	0	0	0	0	0.00



Statement showing details of locked-in shares			
(1)(d)	Name of the shareholder	Number of locked-in shares	Locked-in shares as a percentage of total number of shares {i.e., Grand Total (A)+(B)+(C) indicated in Statement at para (1)(a) above}
1	N.A.		0.00
2			0.00
3			0.00
4			0.00
5			0.00
6			0.00
7			0.00
8			0.00
9			0.00
TOTAL			0



(II)(a) Statement showing details of Depository Receipts (DRs)			
Sr. No.	Type of outstanding DR (ADRs, GDRs, SDRs, etc.)	Number of outstanding DRs	Number of shares underlying outstanding DRs
1			0.00
2			0.00
3			0.00
4			0.00
5			0.00
6			0.00
7			0.00
8			0.00
9			0.00
TOTAL			0
			0.00




[Handwritten signature]




alicon group company

		Introductory sub-table (I)(a)	Post Demerger Shareholding
Name of the Company: ATLAS CASTALLOY LIMITED			
Scrip Code- --, Name of the scrip- --, class of security: EQUITY			
Quarter ended: DECEMBER-2014			
Partly paid-up shares:-	No. of partly paid-up shares	As a % of total no. of partly paid-up shares	As a % of total no. of shares of the company
Held by promoter/promoter group		0	0
Held by public		0	0
Total - D	0	0	0
Outstanding convertible securities:-	No. of outstanding securities	As a % of total no. of outstanding convertible securities	As a % of total no. of shares of the company, assuming full conversion of the convertible securities
Held by promoter/promoter group		0	0
Held by public		0	0
Total - E	0	0	0
Warrants:-	No. of warrants	As a % of total no. of warrants	As a % of total no. of shares of the company, assuming full conversion of warrants
Held by promoter/promoter group		0	0
Held by public		0	0
Total - F	0	0	0
Total paid-up capital of the company, assuming full conversion of warrants and convertible securities	103820		




Statement Showing Shareholding Pattern (Post Demerger)

Category code	Category of Shareholder	Number of Shareholders	Table (I)(a)		Total shareholding as a percentage of total number of shares		Shares Pledged or otherwise encumbered	
			Total number of shares	Number of shares held in dematerialized form	As a percentage of (A+B) ¹	As a percentage of (A+B+C)	Number of shares	As a percentage
			(IV)	(V)	(VI)	(VII)	(VIII)	(IX) = (VIII)/(IV) * 100
(A)	Shareholding of Promoter and Promoter Group ²							
1	Indian							
(a)	Individuals/ Hindu Undivided Family	7	15948	15948	15.36	15.36		0.00
(b)	Central Government/ State Government(s)				0.00	0.00		0.00
(c)	Bodies Corporate	2	87872	87872	84.64	84.64		0.00
(d)	Financial Institutions/ Banks				0.00	0.00		0.00
(e)	Any Others (Specify)							
(e-i)					0.00	0.00		0.00
(e-ii)					0.00	0.00		0.00
	Sub Total(A)(1)	9	103820	103820	100.00	100.00	0	0.00
2	Foreign							
a	Individuals (Non-Residents Individuals/ Foreign Individuals)				0.00	0.00		0.00
b	Bodies Corporate				0.00	0.00		0.00
c	Institutions				0.00	0.00		0.00
d	Qualified Foreign Investor				0.00	0.00		0.00
e	Any Others (Specify)							
(e-i)					0.00	0.00		0.00
(e-ii)					0.00	0.00		0.00
	Sub Total(A)(2)	0	0	0	0.00	0.00	0	0.00
	Total Shareholding of Promoter and Promoter Group (A) = (A)(1)+(A)(2)	9	103820	103820	100.00	100.00	0	0.00
(B)	Public shareholding							
1	Institutions							
(a)	Mutual Funds/ UTI		0	0	0.00	0.00		
(b)	Financial Institutions / Banks				0.00	0.00		
(c)	Central Government/ State Government(s)				0.00	0.00		
(d)	Venture Capital Funds				0.00	0.00		
(e)	Insurance Companies				0.00	0.00		
(f)	Foreign Institutional Investors				0.00	0.00		
(g)	Foreign Venture Capital Investors				0.00	0.00		
(h)	Qualified Foreign Investor				0.00	0.00		
(i)	Any Other (specify)							
(i-i)					0.00	0.00		
	Sub-Total (B)(1)	0	0	0	0.00	0.00		
B 2	Non-Institutions							
(a)	Bodies Corporate	0	0	0	0.00	0.00		
(b)	Individuals				0.00	0.00		
I	Individuals - i. Individual shareholders holding nominal share capital up to Rs 1 lakh	0	0	0	0.00	0.00		
II	ii. Individual shareholders holding nominal share capital in excess of Rs. 1 lakh.	0	0	0	0.00	0.00		
(c)	Qualified Foreign Investor				0.00	0.00		
(d)	Any Other (specify)							
(d-i)	Clearing Members	0	0	0	0.00	0.00		
(d-ii)	NRI / OCBs	0	0	0	0.00	0.00		
(d-iii)	Directors & Relatives	0	0	0	0.00	0.00		
(d-iv)	Foreign Collaborators	0	0	0	0.00	0.00		
(d-v)								
	Sub-Total (B)(2)	0	0	0	0.00	0.00		
(B)	Total Public Shareholding (B) = (B)(1)+(B)(2)	0	0	0	0.00	0.00		
	TOTAL (A)+(B)	9	103820	103820	100.00	100.00		
(C)	Shares held by Custodians and against which Depository Receipts have been issued							
1	Promoter and Promoter Group					0.00		0.00
2	Public					0.00		0.00
	Sub-Total (C)	0	0	0		0.00	0	0.00
	GRAND TOTAL (A)+(B)+(C)	9	103820	103820		100.00	0	0.00



Sr.No	Notes
1	N. A.
2	
3	
4	
5	
6	
7	
8	
9	




(D)(b) Statement showing holding of securities (including shares, warrants, convertible securities) of persons belonging to the category "Promoter and Promoter Group"													
Sr. No.	Name of the shareholder	Details of Shares held			Encumbered shares (*)			Details of warrants			Details of convertible securities		Total shares (including underlying shares assuming full conversion of warrants and convertible securities) as a % of diluted share capital
		Number of shares held	As a % of grand total (A)+(B)+(C)	No.	As a percentage (VI)=(V)/(III)*100	As a % of grand total (A)+(B)+(C) of sub-clause (D)(a)	Number of warrants held	As a % total number of warrants of the same class	Number of convertible securities held	As a % total number of convertible securities of the same class			
(i)	(ii)	(iii)	(iv)	(v)	(vi)	(vii)	(viii)	(ix)	(x)	(xi)	(xii)	(xiii)	
1	Mr. Shailendrajit Rai	2006	1.93		0.00	0.00	0	0	0	0	1.93		
2	Mr. Shailendrajit Rai Jty Mrs. Usha Rai	11	0.01		0.00	0.00	0	0	0	0	0.01		
3	U C Rai Holdings Pvt. Ltd.	28180	27.14		0.00	0.00	0	0	0	0	27.14		
4	Mr. Shailendrajit Rai Jty Mrs. Pamela Rai	8150	7.85		0.00	0.00	0	0	0	0	7.85		
5	Mrs. Pamela Rai	5778	5.57		0.00	0.00	0	0	0	0	5.57		
6	Mithras Trading LLP	59592	57.50		0.00	0.00	0	0	0	0	57.50		
7	Ms. Shefali S. Rai	1	0.00		0.00	0.00	0	0	0	0	0.00		
8	Ms. Divya S. Rai	1	0.00		0.00	0.00	0	0	0	0	0.00		
9	Mr. Ishaan S. Rai	1	0.00		0.00	0.00	0	0	0	0	0.00		
	TOTAL	103820	100.00	0	0.00	0.00	0	0	0	0	100.00		

(*) The term "encumbrance" has the same meaning as assigned to it in regulation 28(3) of the SAST Regulations, 2011



(I)(c)(i) Statement showing holding of securities (including shares, warrants, convertible securities) of persons belonging to the category "Public" and holding more than 1% of the total number of shares

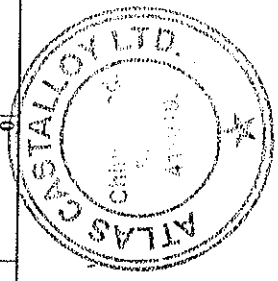
Sr. No.	Name of the shareholder	Number of shares held	Shares as a percentage of total number of shares (i.e., Grand Total (A)+(B)+(C) indicated in Statement at para (I)(a) above}	Details of warrants		Details of convertible securities		Total shares (including underlying shares assuming full conversion of convertible securities) as a % of diluted share capital
				Number of warrants held		Number of convertible securities held		
				Number of warrants held	As a % total number of warrants of the same class	Number of convertible securities held	% w.r.t total number of convertible securities of the same class	
1	Nil	0	0.00	0	0	0	0	0.00
2			0.00	0	0	0	0	0.00
3			0.00	0	0	0	0	0.00
4			0.00	0	0	0	0	0.00
5			0.00	0	0	0	0	0.00
6			0.00	0	0	0	0	0.00
7			0.00	0	0	0	0	0.00
8			0.00	0	0	0	0	0.00
TOTAL		0	0.00	0	0	0	0	0.00



[Handwritten signature]


(D)(c)(ii) Statement showing holding of securities (including shares, warrants, convertible securities) of persons (together with PAC) belonging to the category "Public" and holding more than 5% of the total number of shares of the company

Sr. No.	Name(s) of the shareholder(s) and the Persons Acting in Concert (PAC) with them	Number of shares	Shares as a percentage of total number of shares {i.e., Grand Total (A)+(B)+(C) indicated in Statement at para (D)(a) above}	Details of warrants		Details of convertible securities		Total shares (including underlying shares assuming full conversion of warrants and convertible securities) as a % of diluted share capital
				Number of warrants	As a % total number of warrants of the same class	Number of convertible securities held	% w.r.t total number of convertible securities of the same class	
1	Nil	0	0.00	0	0	0	0	0.00
2			0.00					0.00
3			0.00					0
4			0.00					0
5			0.00					0
6			0.00					0
7			0.00					0
8			0.00					0
9			0.00					0
10			0.00					0
TOTAL		0	0.00	0	0	0	0	0.00



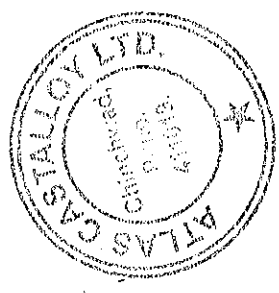
[Handwritten signature]

(D)(d) Statement showing details of locked-in shares				
Sr. No.	Name of the shareholder	Number of locked-in shares	Locked-in shares as a percentage of total number of shares {i.e., Grand Total (A)+(B)+(C) indicated in Statement at para (D)(a) above}	Promoter/Promoter Group/Public
1	N.A.		0.00	
2			0.00	
3			0.00	
4			0.00	
5			0.00	
6			0.00	
7			0.00	
8			0.00	
9			0.00	
TOTAL			0	0.00



(Handwritten signature)


<u>(D)(a) Statement showing details of Depository Receipts (DRs)</u>			
Sr. No.	Type of outstanding DR (ADRs, GDRs, SDRs, etc.)	Number of outstanding DRs	Number of shares underlying outstanding DRs
1			0.00
2			0.00
3			0.00
4			0.00
5			0.00
6			0.00
7			0.00
8			0.00
9			0.00
TOTAL			0
			0.00



[Handwritten signature]

(ID)(b) Statement showing holding of Depository Receipts (DRs), where underlying shares held by "promoter/promoter group" are in excess of 1% of the total number of shares			
Sr. No.	Name of the DR Holder	Type of outstanding DR (ADRs, GDRs, SDRs, etc.)	Number of shares underlying outstanding DRs
1			
2			
3			
4			
5			
6			
7			
8			
9			
TOTAL			0
			0.00

Shares underlying outstanding DRs as a percentage of total number of shares {i.e., Grand Total (A)+(B)+(C) indicated in Statement at para (I)(a) above}



Handwritten signature or initials.